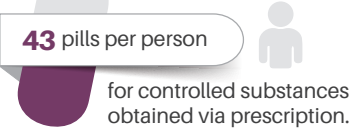


### Prescription Pills Obtained

During 2017 in Schuylkill County:




There were **6,199,762 pills** for controlled substances obtained via prescription.



### Deaths by Cause

Deaths by Cause in Schuylkill County in 2016.



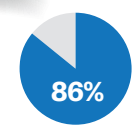
### Prescription Drug Monitoring Program

From 2015 to 2017, there was a **23% decrease** in the number of pills resulting from filled prescriptions for controlled substances.



### Opioid Overdose Deaths

In 2016, **86%** of overdose deaths in Schuylkill County included an opioid.




### Population Age 25-44

The total population of Schuylkill County in 2017 was 144,651. **24%** of the population is aged **25-44**.



### Medication-Assisted Treatment

Schuylkill County has **1,480 possible slots** for patients requesting Medication-Assisted Treatment (MAT).



### Substance Use Disorder Treatment Facilities

Schuylkill County has **7 substance use disorder (SUD) treatment facilities**.



### Medicaid Coverage

There are **17,077 people** in Schuylkill County who have **only Medicaid** coverage.



### Poverty

There are **17,783 people** living in Schuylkill County below the poverty line.

