



### Prescription Pills Obtained

During 2017 in Delaware County:



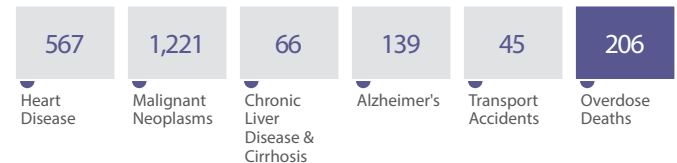
There were 15,909,315 pills for controlled substances obtained via prescription.



There were 28 pills per person for controlled substances obtained via prescription.

### Deaths by Cause

Deaths by cause in Delaware County in 2016.



### Prescription Drug Monitoring Program

From 2015 to 2017, there was an 18% decrease in the number of pills resulting from filled prescriptions for controlled substances.



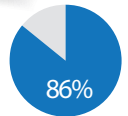
### Population Age 25-44

The total population of Delaware County in 2017 was 562,950. 25% of the population is aged 25-44.




### Opioid Overdose Deaths

In 2016, 86% of overdose deaths in Delaware County included an opioid.



### Medication-Assisted Treatment

Delaware County has 6,635 possible slots for patients requesting Medication-Assisted Treatment (MAT).



### Substance Use Disorder Treatment Facilities

Delaware County has 14 substance use disorder (SUD) treatment facilities.



### Medicaid Coverage

There are 62,535 people in Delaware County who have only Medicaid coverage.



### Poverty

There are 60,313 people living in Delaware County below the poverty line.

